

Power Schottky Rectifier - 20Amp 45Volt

Features

- Plastic package has Underwriters Laboratory Flammability Classifications 94V-0
- High Junction Temperature Capability
- Low forward voltage, high current capability
- High surge capacity
- Low power loss, high efficiency
- Halogen-Free

Application

- Switching-Mode Power Supply
- Solar-System Control Box

Absolute maximum ratings

Symbol	Ratings	Unit	Conditions
$I_F(AV)$	20	A	Average Forward Current
V_{RRM}	45	V	Repetitive Peak Reverse Voltage
I_{FSM}	150	A	Peak Forward Surge Current
V_F	0.50	V	Forward Voltage Drop
T_j, T_{stg}	-50 to +150	°C	Operating and Storage Temperature

Electrical characteristics

Parameters	Symbol	Ratings	Conditions
Maximum Instantaneous Forward Voltage	V_F	0.55V	Per Leg at $I_F = 10A$ $T_c = 25^\circ C$
		0.50V	$T_c = 125^\circ C$
Maximum Reverse Leakage Current	I_R	1.0mA	Per Leg at $V_R = 45V$ $T_c = 25^\circ C$
Typical Thermal Resistance, Junction to Case	$R_{\theta(j-c)}$	2.2 °C/W	Per Leg TO-220AB / TO-262 / TO-263
		4.5 °C/W	ITO-220AB

Note : 1.Mounted on P.C.B with copper pad size 20mm x 30mm, thickness 1.5mm
 2.Reverse Surge 3.0A @ 0.004ms, 10 cycle
 3.Repetitive Peak Reverse Current (IRRM) 0.5A @ Per Leg at $t_p = 2\mu s$, 1kHz

December 2018 / Rev.7.2

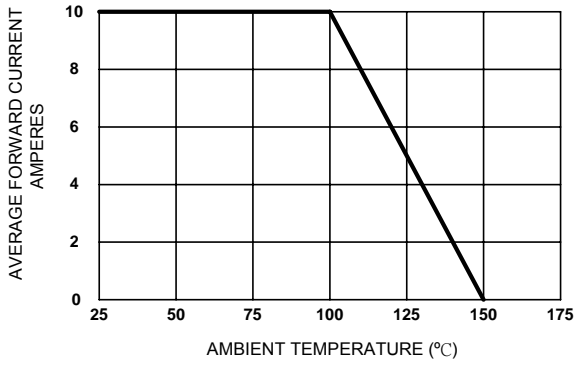


Figure 1. Forward Current Derating Curve

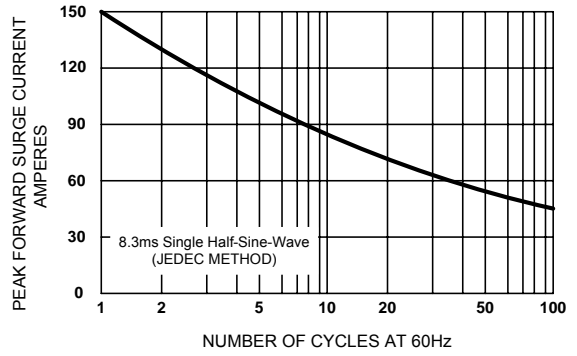


Figure 2. Maximum Non-repetitive Surge Current

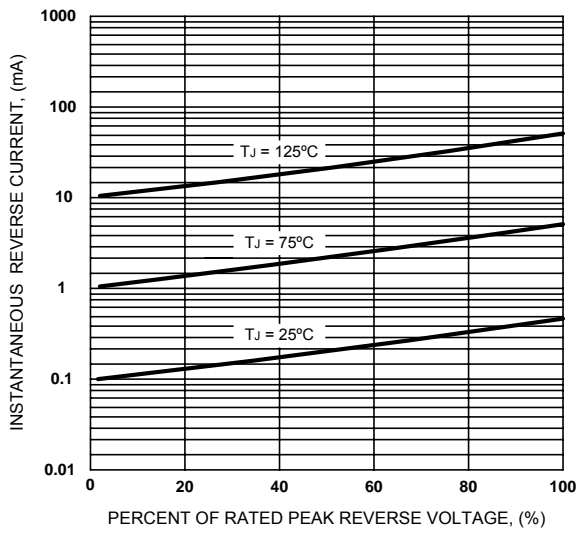


Figure 3. Typical Reverse Characteristics

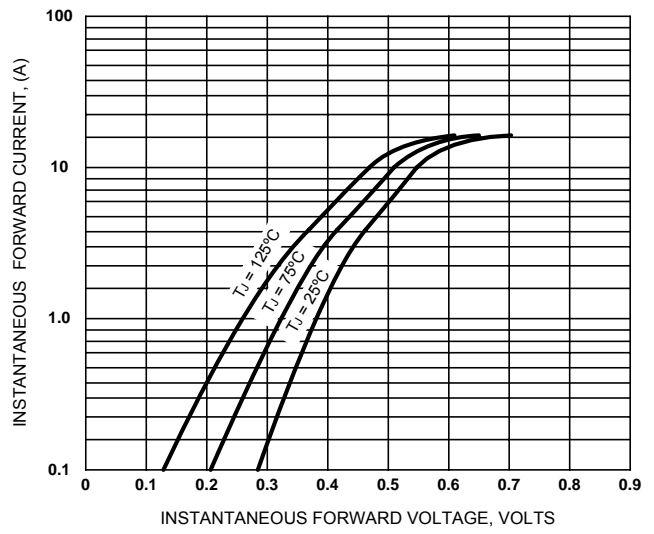


Figure 4. Typical Forward Characteristics

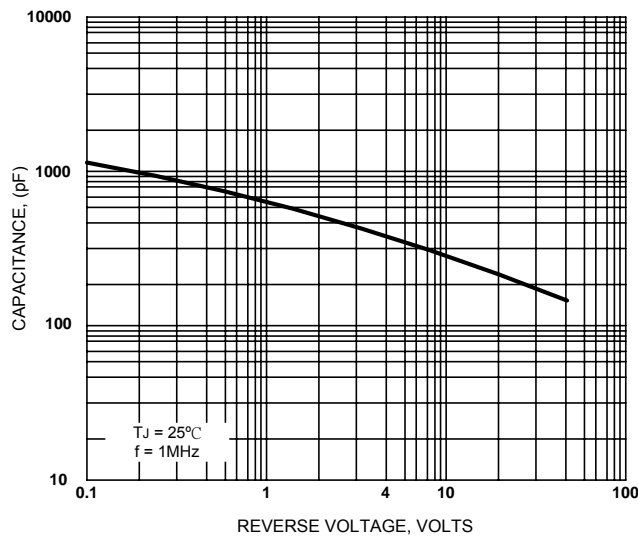
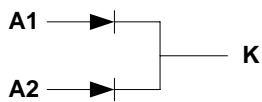
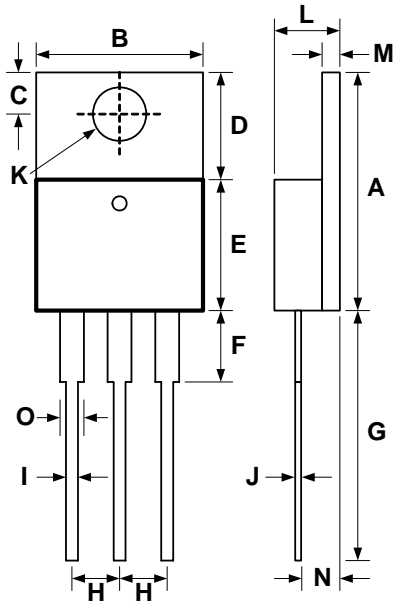


Figure 5. Typical Junction Capacitance

SBL20B45CTH

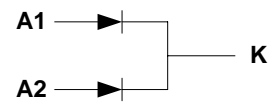
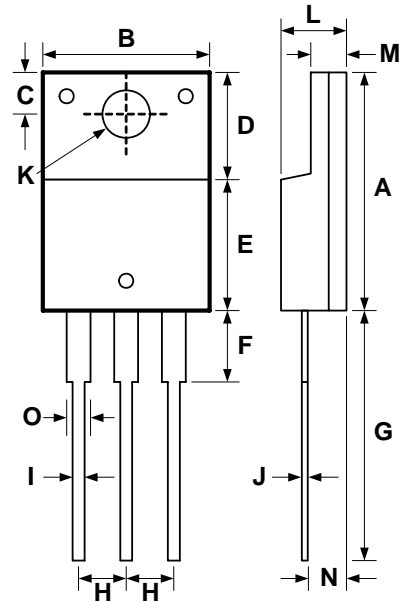
TO-220AB



DIM	DIMENSIONS				NOTE
	INCHES		MILLIMETERS		
	MIN	MAX	MIN	MAX	
A	.593	.612	15.05	15.55	
B	.392	.411	9.95	10.45	
C	.104	.116	2.65	2.95	
D	.244	.264	6.20	6.70	
E	.339	.358	8.60	9.10	
F	.154	.173	3.90	4.40	
G	.539	.559	13.70	14.20	
H	.096	.108	2.45	2.75	
I	.028	.037	0.70	0.95	
J	.012	.020	0.30	0.50	
K	.146	.157	3.70	4.00	
L	.175	.187	4.45	4.75	
M	.045	.057	1.15	1.45	
N	.098	.114	2.50	2.90	
O	.047	.057	1.20	1.45	

SBL20B45FCTH

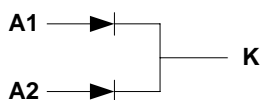
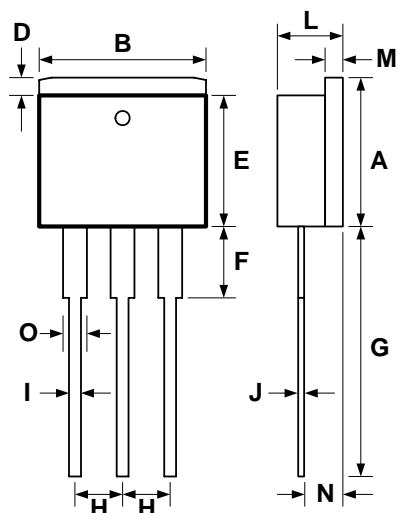
ITO-220AB



DIM	DIMENSIONS				NOTE
	INCHES		MILLIMETERS		
	MIN	MAX	MIN	MAX	
A	.585	.604	14.85	15.35	
B	.386	.406	9.80	10.30	
C	.100	.112	2.55	2.85	
D	.250	.270	6.35	6.85	
E	.325	.344	8.25	8.75	
F	.132	.152	3.35	3.85	
G	.520	.539	13.20	13.70	
H	.096	.108	2.45	2.75	
I	.020	.028	0.50	0.70	
J	.020	.028	0.50	0.70	
K	.120	.132	3.05	3.35	
L	.169	.185	4.30	4.70	
M	.114	.130	2.90	3.30	
N	.098	.114	2.50	2.90	
O	.043	.055	1.10	1.40	

SBL20B45CRH

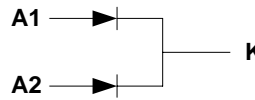
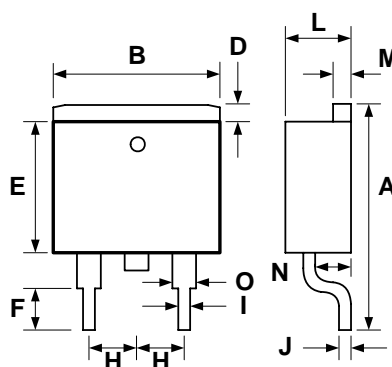
T0-262



DIMENSIONS					
DIM	INCHES		MILLIMETERS		NOTE
	MIN	MAX	MIN	MAX	
A	.398	.417	10.10	10.60	
B	.391	.411	9.95	10.45	
D	.049	.065	1.25	1.65	
E	.338	.358	8.60	9.10	
F	.153	.173	3.90	4.40	
G	.539	.559	13.70	14.20	
H	.096	.108	2.45	2.75	
I	.027	.037	0.70	0.95	
J	.012	.020	0.30	0.50	
L	.175	.187	4.45	4.75	
M	.045	.057	1.15	1.45	
N	.098	.114	2.50	2.90	
O	.047	.057	1.20	1.45	

SBL20B45CGH

T0-263



DIMENSIONS					
DIM	INCHES		MILLIMETERS		NOTE
	MIN	MAX	MIN	MAX	
A	.590	.610	15.00	15.50	
B	.391	.411	9.95	10.45	
D	.049	.065	1.25	1.65	
E	.338	.358	8.60	9.10	
F	.087	.106	2.20	2.70	
H	.096	.108	2.45	2.75	
I	.027	.037	0.70	0.95	
J	.012	.020	0.30	0.50	
L	.175	.187	4.45	4.75	
M	.045	.057	1.15	1.45	
N	.098	.114	2.50	2.90	
O	.047	.057	1.20	1.45	

IMPORTANT NOTICE:

Sirect and Sirectsemi are registered trademarks of Sirect Semiconductor Incorporated. Sirect reserved the right to make changes to this document and its products and specifications at any time without notice. Customers should obtain and confirm the latest product information and specifications before final design, purchase and use.

Products described herein may be covered by one or more United States, China, Taiwan or foreign patents pending.

Sirect products are not authorized for use as critical components in life support devices or system without express written approval of Sirect.

Sirect Semiconductor Incorporated does not warrant or accept any liability whatsoever in respect of any products purchased through unauthorized sales channel. Should customers purchase or use Sirect products for any unintended or unauthorized application, customers shall indemnify and hold Sirect and its representatives harmless against all claims, damages, expenses, and attorney fees arising out of, directly or indirectly, any claim of personal injury or death associated with such unintended or unauthorized application.

© Sirect Semiconductor Incorporated