

Power Schottky Rectifier - 1Amp 40~200Volt

Features

- For surface mounted applications
- Low profile package
- Built-in strain relief
- Metal silicon junction, majority carrier conduction
- Low power loss, high efficiency
- High current capability, low forward voltage drop
- High temperature soldering guaranteed
- High reliability
- High surge current capability
- Epitaxial construction
- Lead free device
- Halogen-Free

Mechanical data

- Case : Molded plastic
- Epoxy : UL 94V-0 rate flame retardant
- Terminals : Solder plated, solderable per MIL-STD-750,method 2026
- Polarity : Color band denotes cathode end
- Weight : 0.002 ounce 0.064 grams

Maximum ratings and Electrical characteristics

Parameters		SSR14	SSR16	SSR110	SSR115	SSR120	UNIT
Maximum Recurrent Peak Reverse Voltage		40	60	100	150	200	V
Maximum RMS Voltage		28	42	70	105	140	V
Maximum DC Blocking Voltage		40	60	100	150	200	V
Maximum Average Forward Rectified Current		1					A
Peak Forward Surge Current		30					A
Maximum Instantaneous Forward Voltage at 1A	Tc = 25°C	0.55	0.65	0.82	0.88	0.90	V
	Tc = 125°C	0.50	0.55	0.66	0.69	0.72	
Maximum Average Reverse Current at Rated DC Blocking Voltage	Tc = 25°C	0.5		0.05			mA
	Tc = 100°C	20		10			
Typical Junction Capacitance		100					pF
Typical Thermal Resistance R _{θJL} (Note 1)		25					°C/W
Operating and Storage Temperature Range		-50 to +125		-50 to +150			°C

Note : 1. Mounted on P.C.B with copper pad size 8mm x 8mm

December 2018 / Rev.7.2

SSR14 ~ SSR120

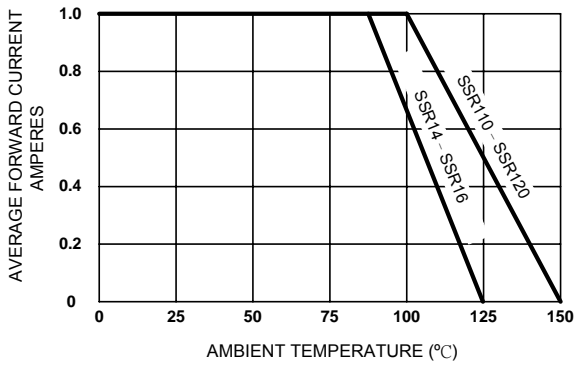


Figure 1. Forward Current Derating Curve

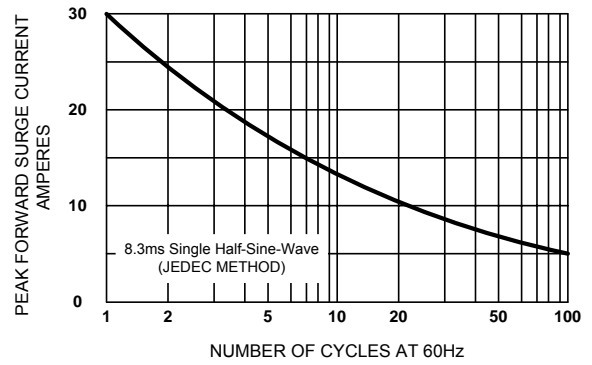


Figure 2. Maximum Non-repetitive Surge Current

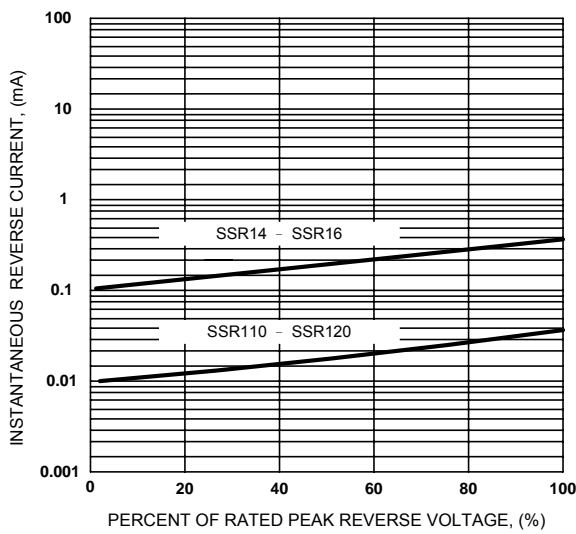


Figure 3. Typical Reverse Characteristics

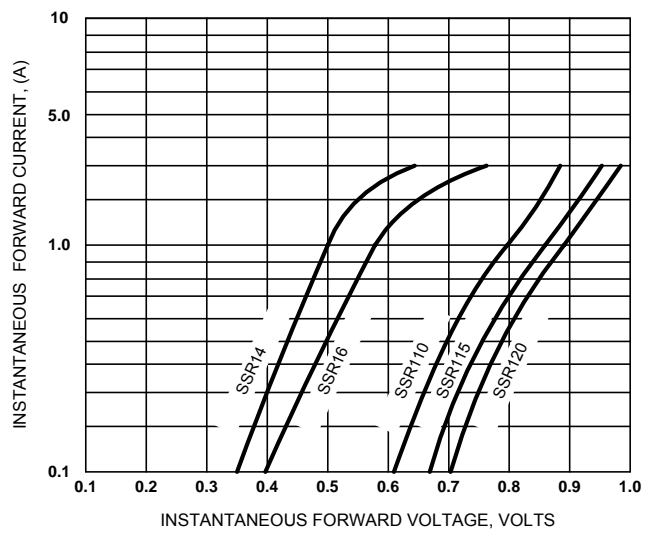


Figure 4. Typical Forward Characteristics

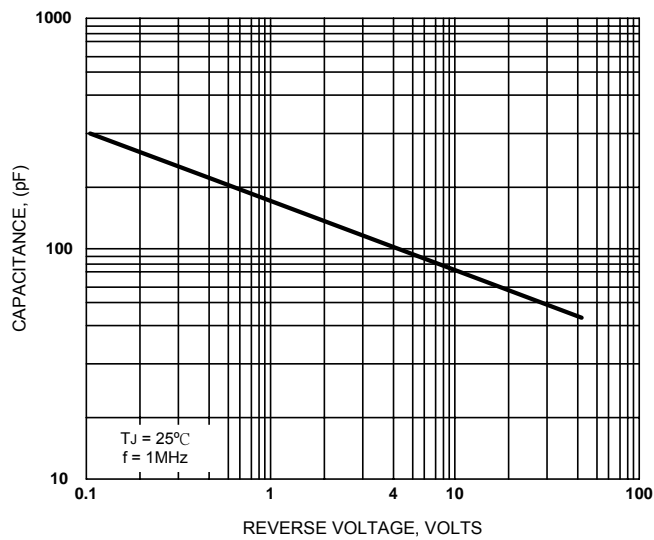
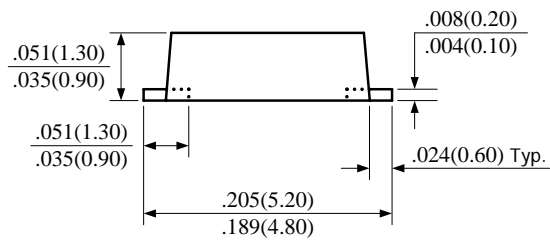
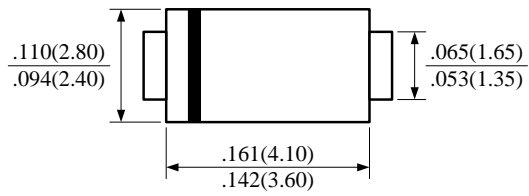


Figure 5. Typical Junction Capacitance

SSR14~SSR120

SMA - FT



UNIT : inch(mm)



IMPORTANT NOTICE:

Sirect and Sirectsemi are registered trademarks of Sirect Semiconductor Incorporated. Sirect reserved the right to make changes to this document and its products and specifications at any time without notice. Customers should obtain and confirm the latest product information and specifications before final design, purchase and use.

Products described herein may be covered by one or more United States, China, Taiwan or foreign patents pending.

Sirect products are not authorized for use as critical components in life support devices or system without express written approval of Sirect.

Sirect Semiconductor Incorporated does not warrant or accept any liability whatsoever in respect of any products purchased through unauthorized sales channel. Should customers purchase or use Sirect products for any unintended or unauthorized application, customers shall indemnify and hold Sirect and its representatives harmless against all claims, damages, expenses, and attorney fees arising out of, directly or indirectly, any claim of personal injury or death associated with such unintended or unauthorized application.

© Sirect Semiconductor Incorporated